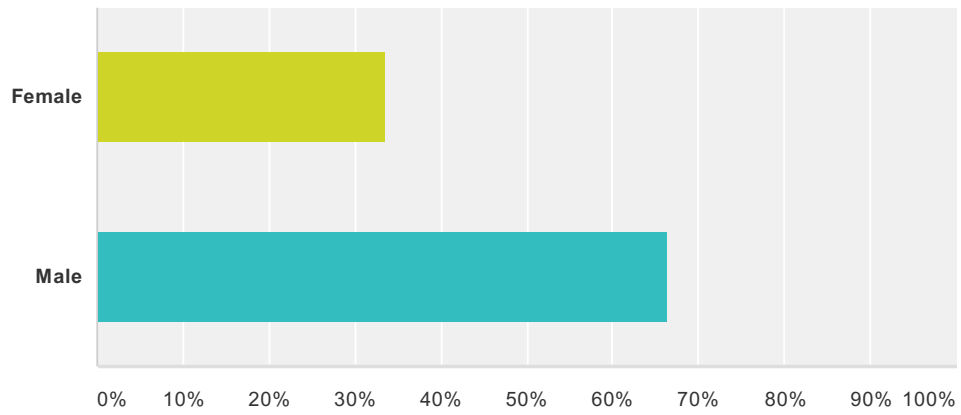


### Q1 What is your gender?

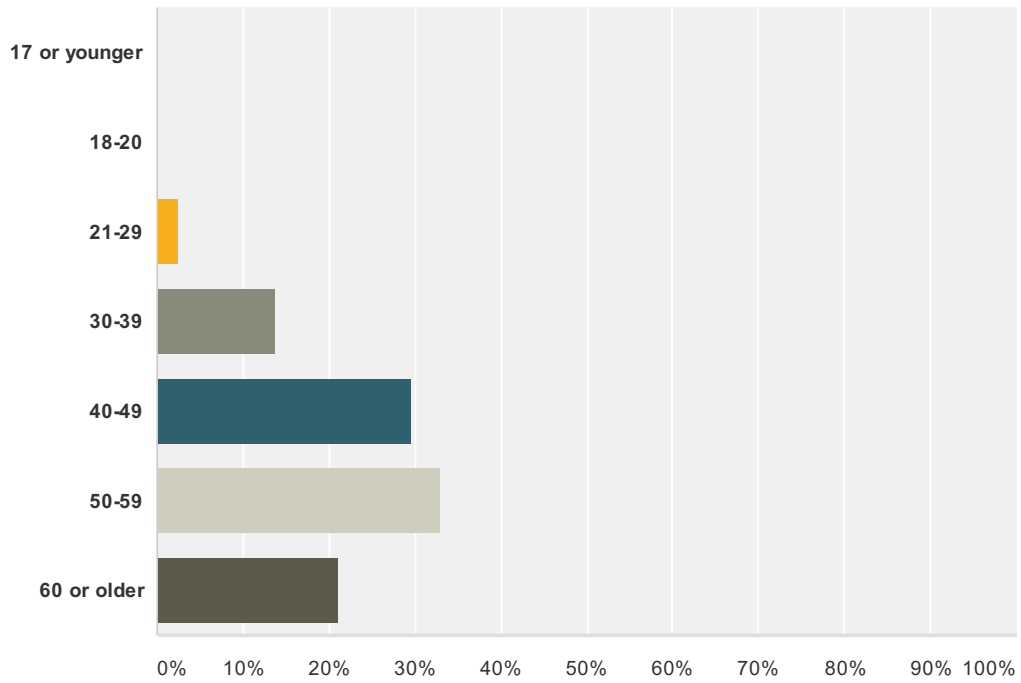
Answered: 265 Skipped: 5



Answer Choices	Responses	
Female	33.58%	89
Male	66.42%	176
<b>Total</b>		<b>265</b>

## Q2 Which category below includes your age?

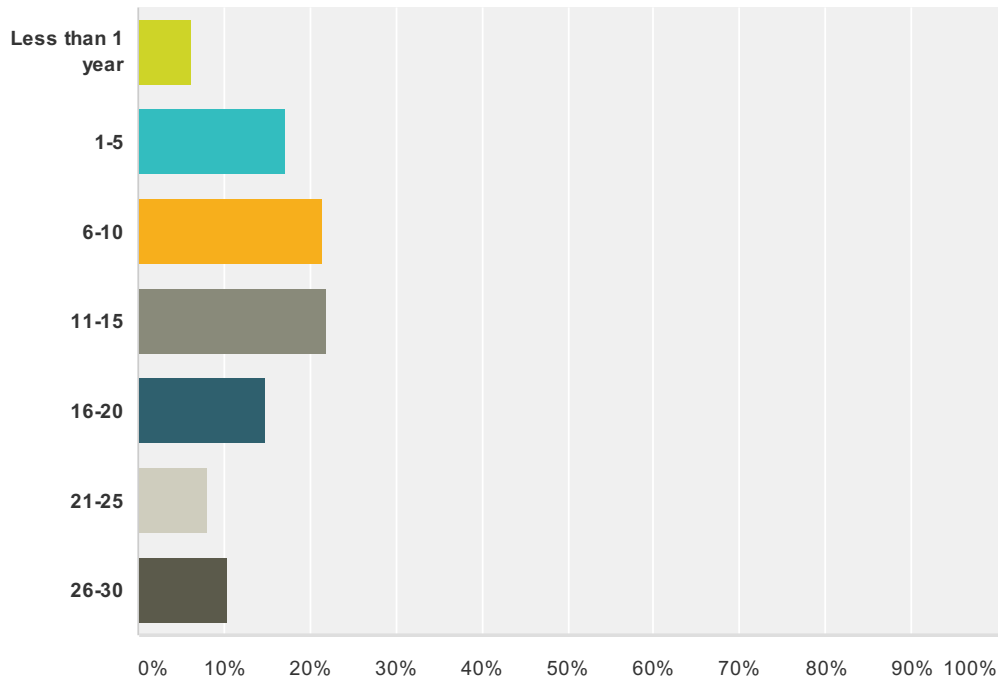
Answered: 270 Skipped: 0



Answer Choices	Responses
17 or younger	0.00% 0
18-20	0.00% 0
21-29	2.59% 7
30-39	13.70% 37
40-49	29.63% 80
50-59	32.96% 89
60 or older	21.11% 57
<b>Total</b>	<b>270</b>

### Q3 How many total years of Project Management Professional (PMP) experience do you have?

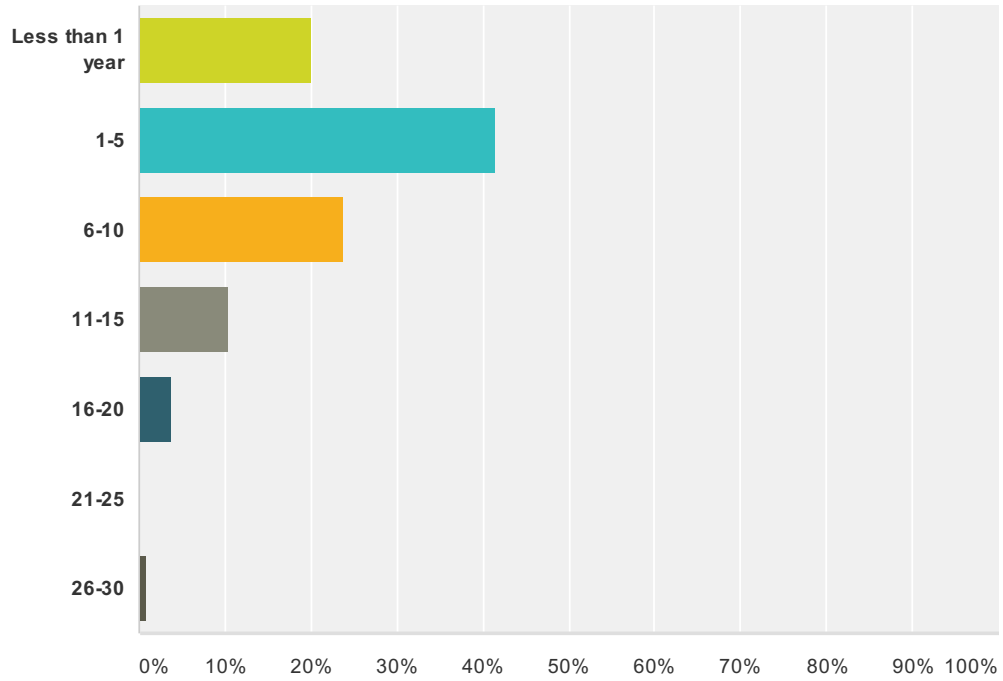
Answered: 270 Skipped: 0



Answer Choices	Responses	
Less than 1 year	6.30%	17
1-5	17.04%	46
6-10	21.48%	58
11-15	21.85%	59
16-20	14.81%	40
21-25	8.15%	22
26-30	10.37%	28
<b>Total</b>		<b>270</b>

### Q4 How many years as a PMI-OC membership do you have?

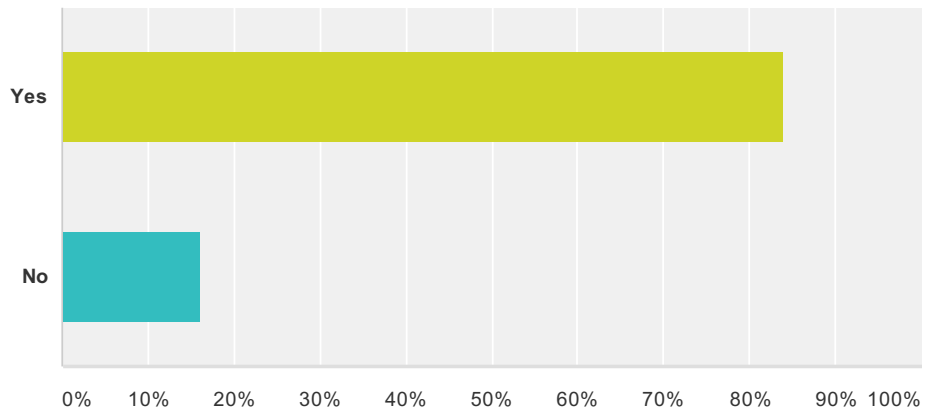
Answered: 270 Skipped: 0



Answer Choices	Responses
Less than 1 year	20.00% 54
1-5	41.48% 112
6-10	23.70% 64
11-15	10.37% 28
16-20	3.70% 10
21-25	0.00% 0
26-30	0.74% 2
<b>Total</b>	<b>270</b>

### Q5 Are you currently employed?

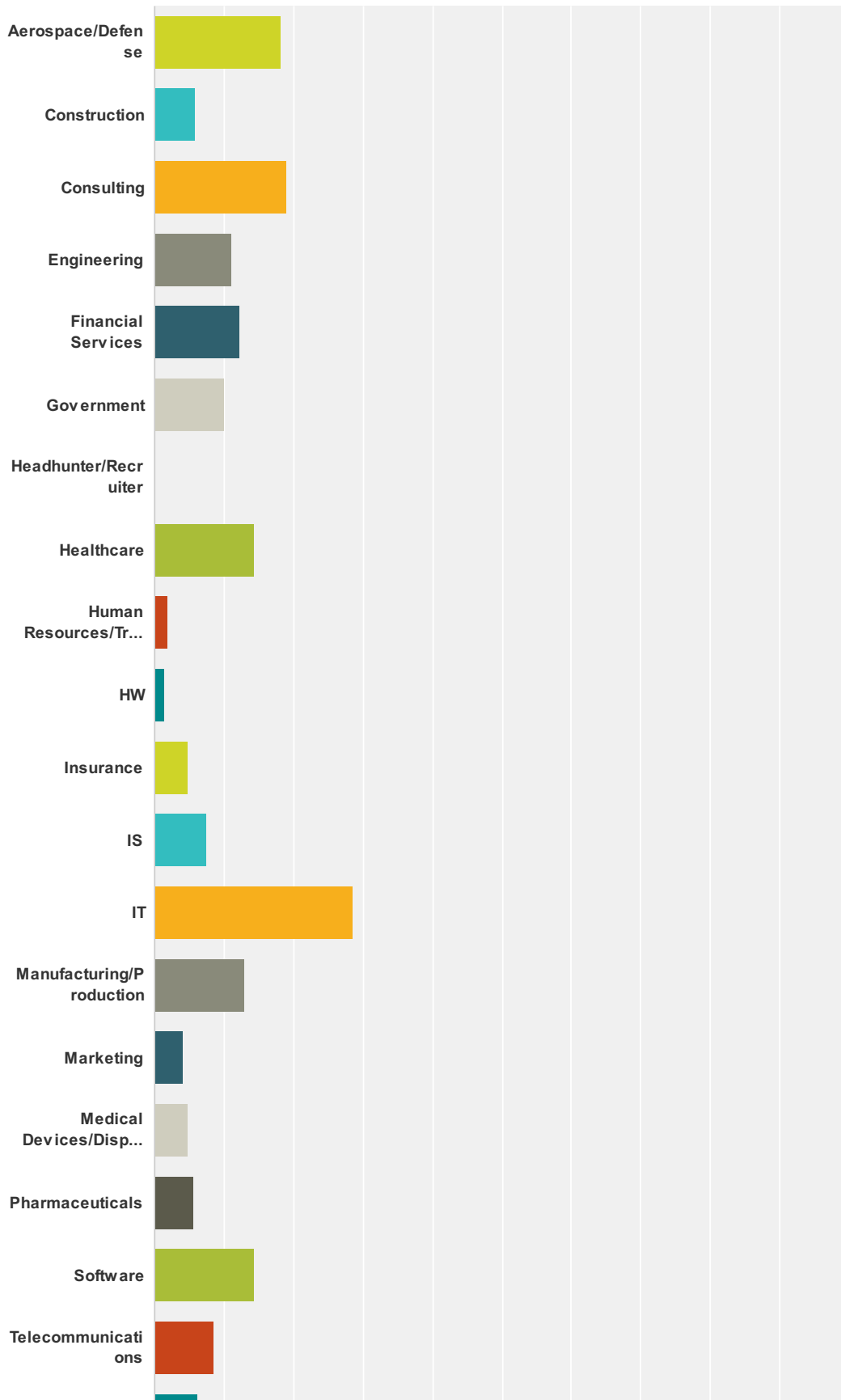
Answered: 269 Skipped: 1



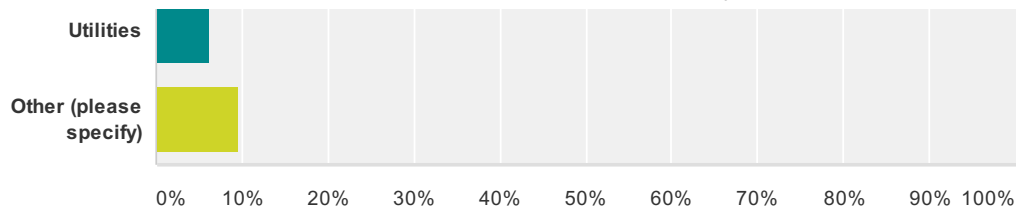
Answer Choices	Responses	
Yes	84.01%	226
No	15.99%	43
<b>Total</b>		<b>269</b>

**Q6 What industry do you currently work in, or have worked in? Please select from the list or enter your industry.**

Answered: 269 Skipped: 1



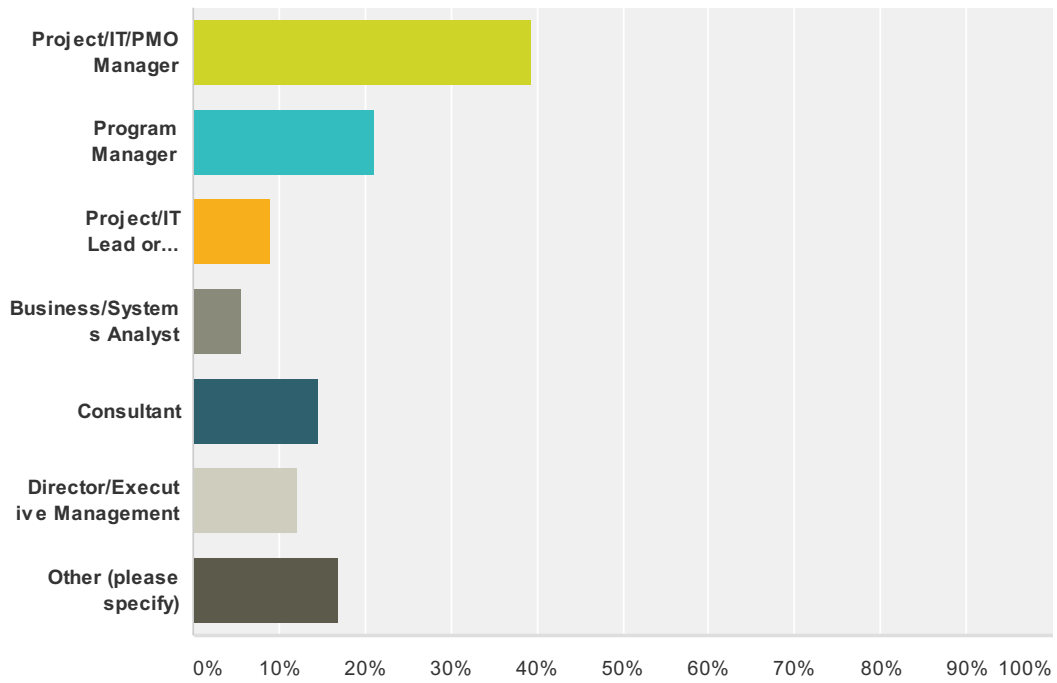
# PMI-OC 2013 Membership Survey



Answer Choices	Responses	
Aerospace/Defense	18.22%	49
Construction	5.95%	16
Consulting	18.96%	51
Engineering	11.15%	30
Financial Services	12.27%	33
Government	10.04%	27
Headhunter/Recruiter	0.00%	0
Healthcare	14.50%	39
Human Resources/Training	1.86%	5
HW	1.49%	4
Insurance	4.83%	13
IS	7.43%	20
IT	28.62%	77
Manufacturing/Production	13.01%	35
Marketing	4.09%	11
Medical Devices/Disposables	4.83%	13
Pharmaceuticals	5.58%	15
Software	14.50%	39
Telecommunications	8.55%	23
Utilities	6.32%	17
Other (please specify)	9.67%	26
<b>Total Respondents: 269</b>		

### Q7 What is your current job function?

Answered: 266 Skipped: 4

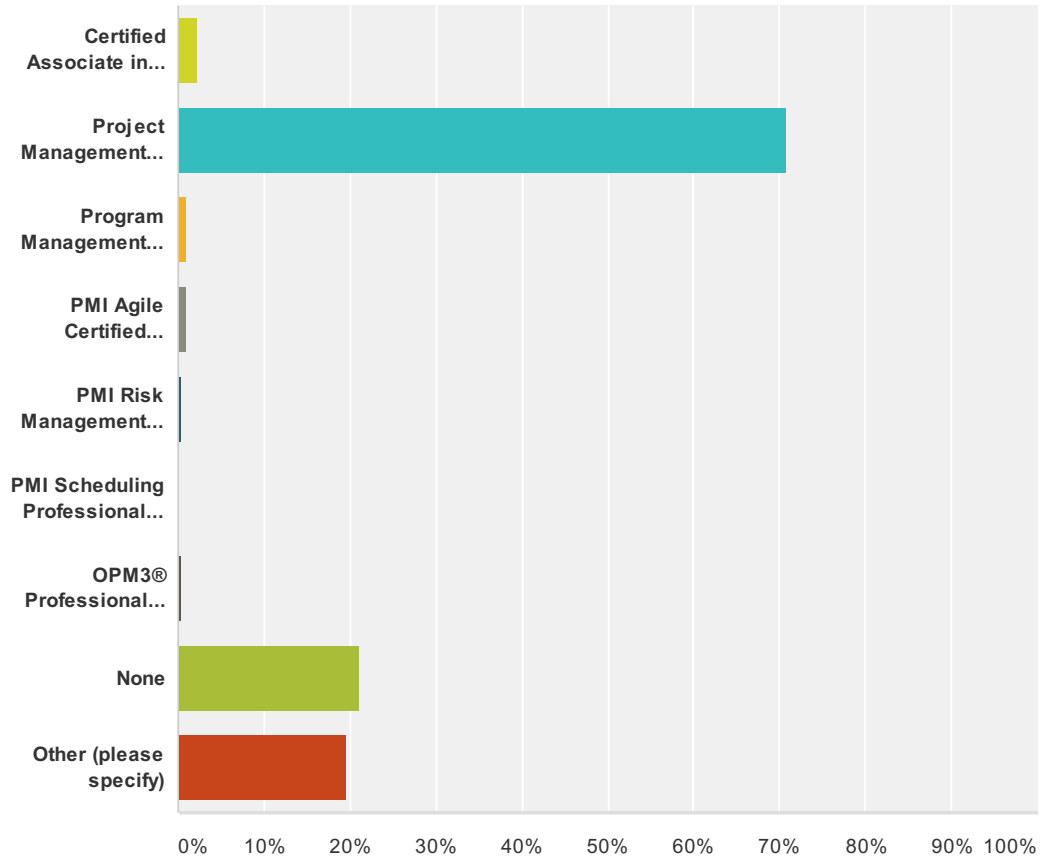


Answer Choices	Responses
Project/IT/PMO Manager	39.47% 105
Program Manager	21.05% 56
Project/IT Lead or Supervisor	9.02% 24
Business/Systems Analyst	5.64% 15
Consultant	14.66% 39
Director/Executive Management	12.03% 32
Other (please specify)	16.92% 45
<b>Total Respondents: 266</b>	



### Q8 Please select all certifications that you currently hold.

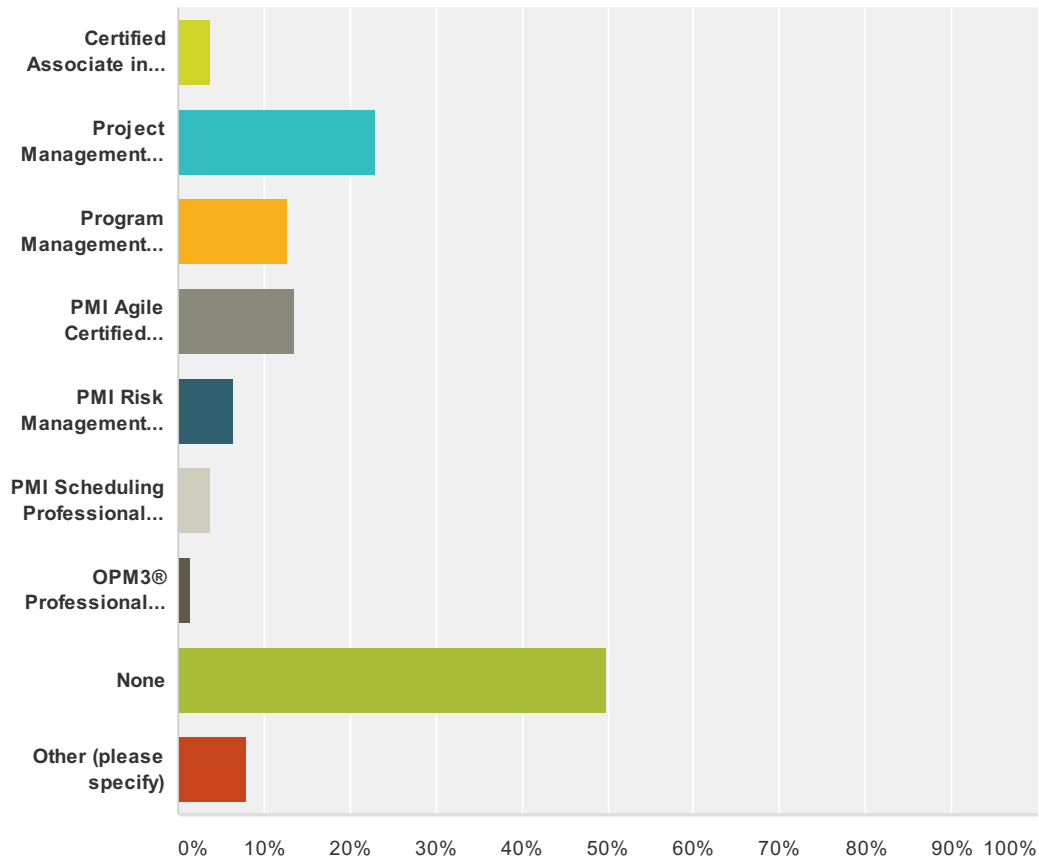
Answered: 266 Skipped: 4



Answer Choices	Responses
Certified Associate in Project Management (CAPM)®	2.26% 6
Project Management Professional (PMP)®	70.68% 188
Program Management Professional (PgMP)®	1.13% 3
PMI Agile Certified Practitioner (PMI-ACP)®	1.13% 3
PMI Risk Management Professional (PMI-RMP)®	0.38% 1
PMI Scheduling Professional (PMI-SP)®	0.00% 0
OPM3® Professional Certification	0.38% 1
None	21.05% 56
Other (please specify)	19.55% 52
<b>Total Respondents: 266</b>	

### Q9 Are you planning to pursue a certification? Please select all that apply.

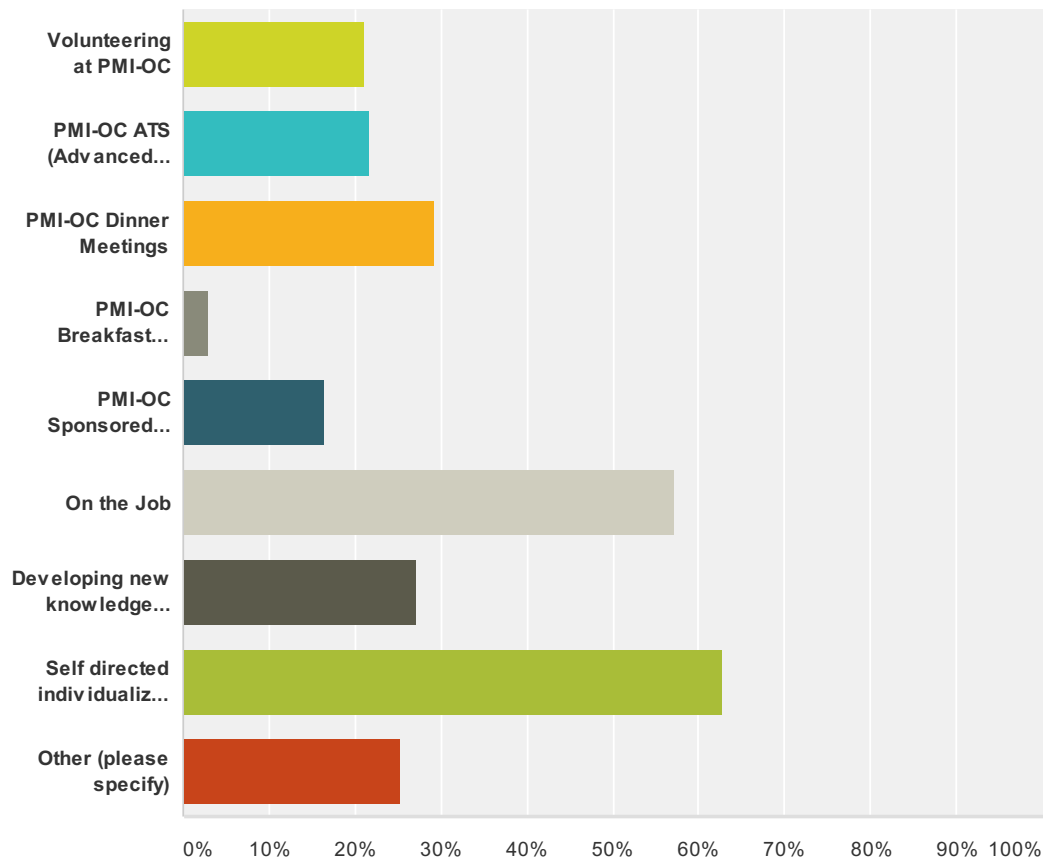
Answered: 266 Skipped: 4



Answer Choices	Responses
Certified Associate in Project Management (CAPM)®	3.76% 10
Project Management Professional (PMP)®	22.93% 61
Program Management Professional (PgMP)®	12.78% 34
PMI Agile Certified Practitioner (PMI-ACP)®	13.53% 36
PMI Risk Management Professional (PMI-RMP)®	6.39% 17
PMI Scheduling Professional (PMI-SP)®	3.76% 10
OPM3® Professional Certification	1.50% 4
None	50.00% 133
Other (please specify)	7.89% 21
<b>Total Respondents: 266</b>	

### Q10 How do you get your Professional Development Units (PDU)? (Please select all that apply)

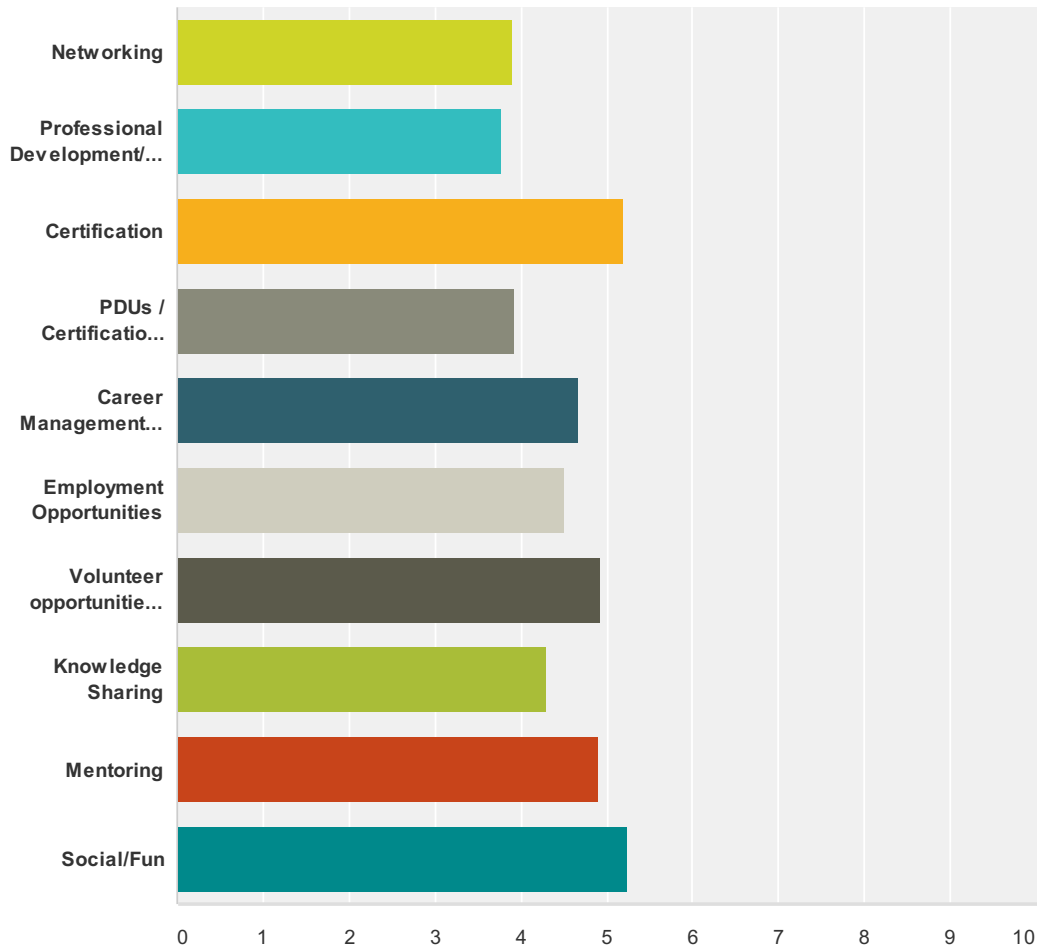
Answered: 266 Skipped: 4



Answer Choices	Responses
Volunteering at PMI-OC	21.05% 56
PMI-OC ATS (Advanced Topics Seminars)	21.80% 58
PMI-OC Dinner Meetings	29.32% 78
PMI-OC Breakfast Meetings	3.01% 8
PMI-OC Sponsored Events	16.54% 44
On the Job	57.14% 152
Developing new knowledge (Blogs, books, presentations, etc.)	27.07% 72
Self directed individualized study (Webinars, etc.)	62.78% 167
Other (please specify)	25.19% 67
<b>Total Respondents: 266</b>	

**Q11 What are your needs as a PMI-OC member? Rank your needs from 1 (most important) to 9 (least important). Select only one ranking per row.**

Answered: 264 Skipped: 6



	1	2	3	4	5	6	7	8	9	Total	Average Rating
Networking	26.40% 66	14.40% 36	10.80% 27	9.60% 24	12.40% 31	5.60% 14	6.40% 16	5.60% 14	8.80% 22	250	3.90
Professional Development/Training	26.72% 66	21.05% 52	12.55% 31	4.45% 11	7.29% 18	4.86% 12	6.48% 16	6.88% 17	9.72% 24	247	3.78
Certification	16.74% 40	9.21% 22	10.88% 26	7.53% 18	8.79% 21	5.86% 14	8.79% 21	9.21% 22	23.01% 55	239	5.19
PDU's / Certification Retention	29.88% 75	14.74% 37	7.97% 20	8.76% 22	10.76% 27	4.78% 12	5.98% 15	4.78% 12	12.35% 31	251	3.92
Career Management Support	10.42% 25	15.00% 36	11.67% 28	13.33% 32	12.50% 30	9.58% 23	10.00% 24	9.17% 22	8.33% 20	240	4.67
Employment Opportunities	17.28% 42	11.93% 29	10.70% 26	10.70% 26	14.81% 36	8.23% 20	9.47% 23	7.00% 17	9.88% 24	243	4.51
Volunteer opportunities with Chapter	8.30% 20	12.86% 31	12.86% 31	8.71% 21	18.67% 45	8.71% 21	11.20% 27	7.05% 17	11.62% 28	241	4.93

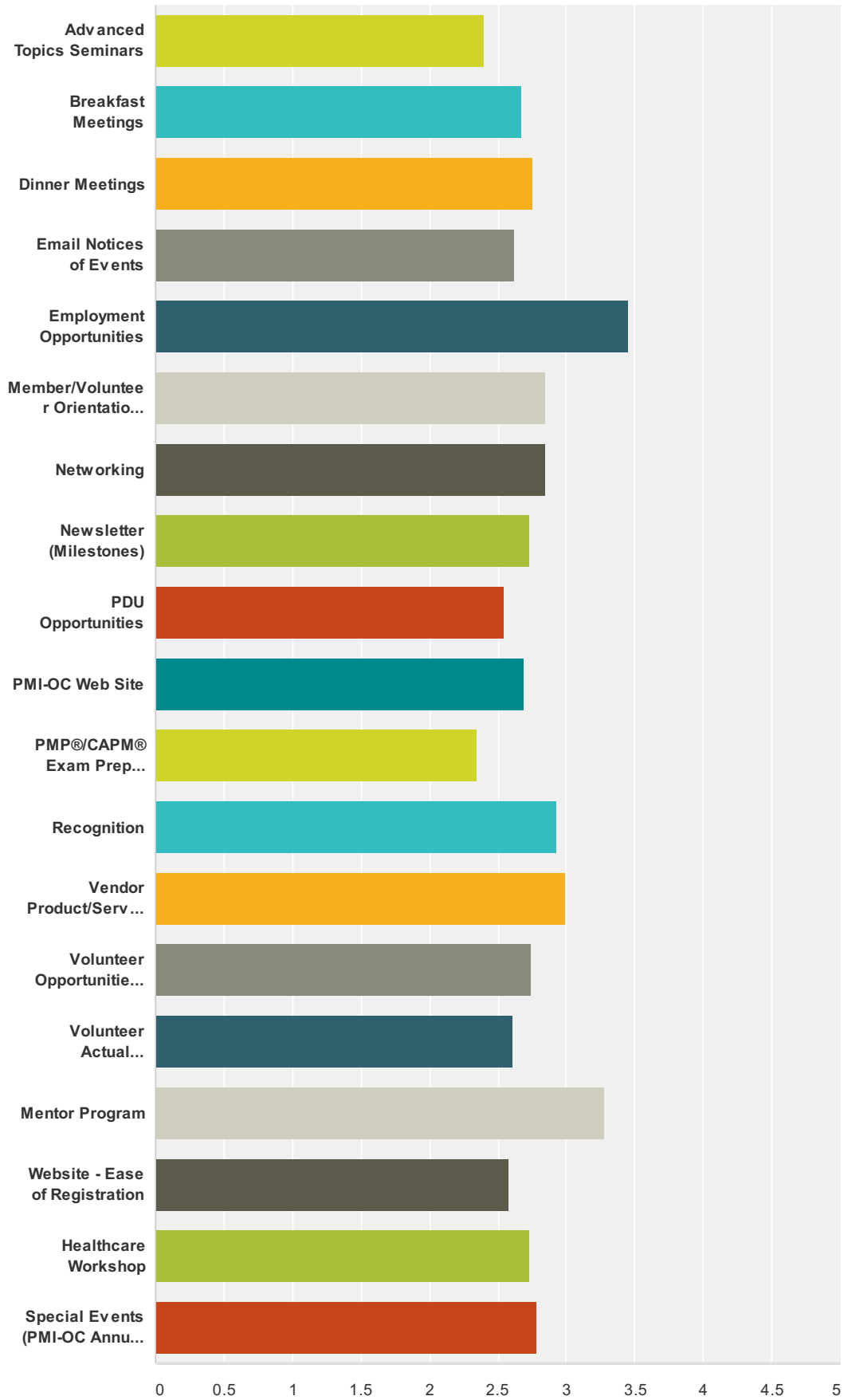
## PMI-OC 2013 Membership Survey

Knowledge Sharing	<b>15.06%</b> 39	<b>15.83%</b> 41	<b>14.29%</b> 37	<b>11.58%</b> 30	<b>12.36%</b> 32	<b>7.34%</b> 19	<b>8.88%</b> 23	<b>6.18%</b> 16	<b>8.49%</b> 22	259	4.30
Mentoring	<b>12.10%</b> 30	<b>12.90%</b> 32	<b>8.87%</b> 22	<b>9.68%</b> 24	<b>14.52%</b> 36	<b>10.48%</b> 26	<b>9.27%</b> 23	<b>12.50%</b> 31	<b>9.68%</b> 24	248	4.91
Social/Fun	<b>10.29%</b> 25	<b>8.64%</b> 21	<b>11.93%</b> 29	<b>11.11%</b> 27	<b>14.40%</b> 35	<b>7.82%</b> 19	<b>7.82%</b> 19	<b>9.47%</b> 23	<b>18.52%</b> 45	243	5.24

**Q12 How well do the following PMI-OC offerings meet your expectations?**

Answered: 240 Skipped: 30

# PMI-OC 2013 Membership Survey



	Extremely Satisfied	Very Satisfied	Satisfied	Dissatisfied	Very Dissatisfied	Extremely Dissatisfied	N/A (I do not utilize)	Total	Average Rating
--	---------------------	----------------	-----------	--------------	-------------------	------------------------	------------------------	-------	----------------

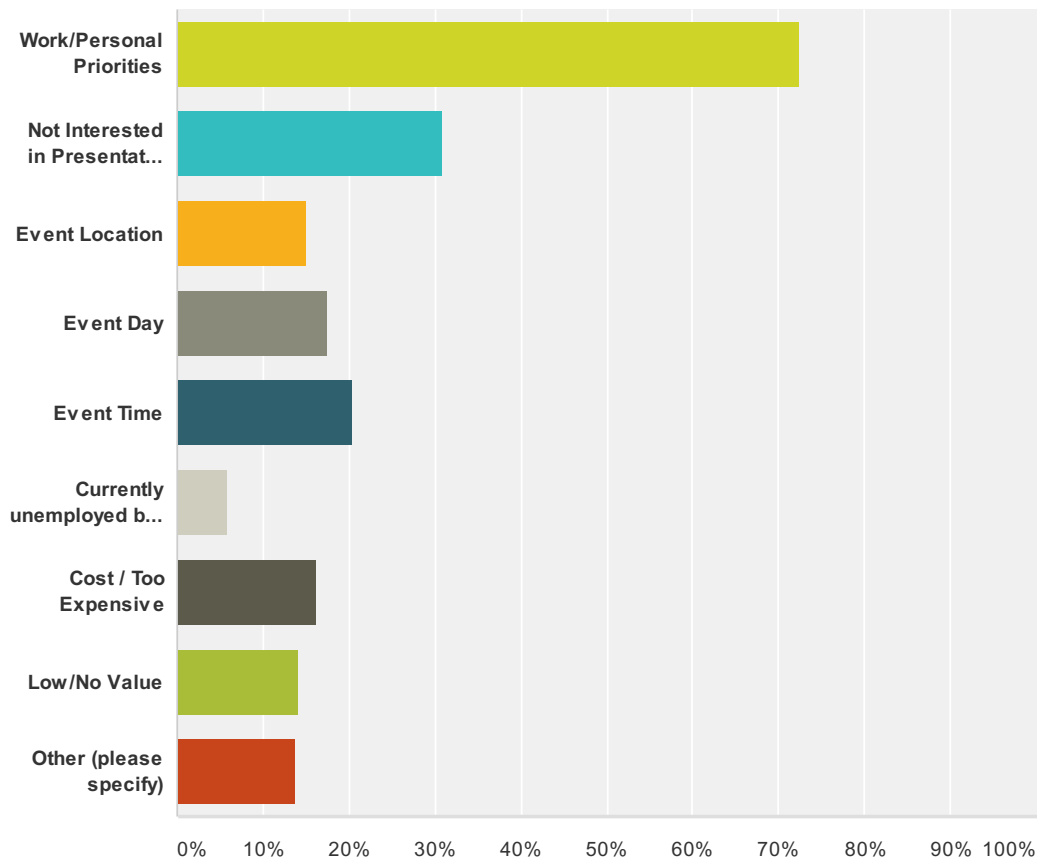
## PMI-OC 2013 Membership Survey

Advanced Topics Seminars	<b>13.85%</b> 32	<b>16.45%</b> 38	<b>25.54%</b> 59	<b>2.60%</b> 6	<b>1.30%</b> 3	<b>0.87%</b> 2	<b>39.39%</b> 91	231	2.40
Breakfast Meetings	<b>2.18%</b> 5	<b>4.80%</b> 11	<b>8.30%</b> 19	<b>0.87%</b> 2	<b>1.31%</b> 3	<b>0.00%</b> 0	<b>82.53%</b> 189	229	2.67
Dinner Meetings	<b>4.31%</b> 10	<b>18.53%</b> 43	<b>28.88%</b> 67	<b>7.33%</b> 17	<b>1.29%</b> 3	<b>0.86%</b> 2	<b>38.79%</b> 90	232	2.76
Email Notices of Events	<b>13.79%</b> 32	<b>25.00%</b> 58	<b>38.79%</b> 90	<b>4.74%</b> 11	<b>2.59%</b> 6	<b>3.02%</b> 7	<b>12.07%</b> 28	232	2.62
Employment Opportunities	<b>2.62%</b> 6	<b>3.93%</b> 9	<b>22.27%</b> 51	<b>17.03%</b> 39	<b>4.80%</b> 11	<b>2.18%</b> 5	<b>47.16%</b> 108	229	3.45
Member/Volunteer Orientation Training	<b>5.70%</b> 13	<b>9.65%</b> 22	<b>22.37%</b> 51	<b>8.33%</b> 19	<b>1.32%</b> 3	<b>0.88%</b> 2	<b>51.75%</b> 118	228	2.85
Networking	<b>7.08%</b> 16	<b>12.83%</b> 29	<b>44.25%</b> 100	<b>7.52%</b> 17	<b>2.21%</b> 5	<b>1.33%</b> 3	<b>24.78%</b> 56	226	2.85
Newsletter (Milestones)	<b>11.95%</b> 27	<b>16.37%</b> 37	<b>38.50%</b> 87	<b>5.31%</b> 12	<b>3.54%</b> 8	<b>2.21%</b> 5	<b>22.12%</b> 50	226	2.73
PDU Opportunities	<b>12.12%</b> 28	<b>23.81%</b> 55	<b>32.90%</b> 76	<b>6.06%</b> 14	<b>2.16%</b> 5	<b>0.87%</b> 2	<b>22.08%</b> 51	231	2.55
PMI-OC Web Site	<b>10.43%</b> 24	<b>20.87%</b> 48	<b>43.04%</b> 99	<b>7.83%</b> 18	<b>1.74%</b> 4	<b>1.30%</b> 3	<b>14.78%</b> 34	230	2.69
PMP®/CAPM® Exam Prep Workshop	<b>9.17%</b> 21	<b>10.92%</b> 25	<b>9.61%</b> 22	<b>3.49%</b> 8	<b>0.44%</b> 1	<b>0.87%</b> 2	<b>65.50%</b> 150	229	2.35
Recognition	<b>4.85%</b> 11	<b>9.25%</b> 21	<b>22.47%</b> 51	<b>5.29%</b> 12	<b>2.64%</b> 6	<b>1.76%</b> 4	<b>53.74%</b> 122	227	2.93
Vendor Product/Service Information	<b>3.95%</b> 9	<b>6.58%</b> 15	<b>28.07%</b> 64	<b>6.14%</b> 14	<b>2.19%</b> 5	<b>1.32%</b> 3	<b>51.75%</b> 118	228	3.00
Volunteer Opportunities Offered	<b>9.61%</b> 22	<b>10.92%</b> 25	<b>31.88%</b> 73	<b>5.24%</b> 12	<b>2.18%</b> 5	<b>1.75%</b> 4	<b>38.43%</b> 88	229	2.75
Volunteer Actual Experience	<b>9.17%</b> 21	<b>7.42%</b> 17	<b>20.52%</b> 47	<b>5.68%</b> 13	<b>0.87%</b> 2	<b>0.44%</b> 1	<b>55.90%</b> 128	229	2.61
Mentor Program	<b>2.62%</b> 6	<b>4.37%</b> 10	<b>12.66%</b> 29	<b>6.11%</b> 14	<b>3.49%</b> 8	<b>1.75%</b> 4	<b>69.00%</b> 158	229	3.28
Website - Ease of Registration	<b>12.66%</b> 29	<b>18.78%</b> 43	<b>31.88%</b> 73	<b>6.55%</b> 15	<b>2.18%</b> 5	<b>0.87%</b> 2	<b>27.07%</b> 62	229	2.58
Healthcare Workshop	<b>3.95%</b> 9	<b>3.51%</b> 8	<b>8.33%</b> 19	<b>2.19%</b> 5	<b>1.32%</b> 3	<b>0.44%</b> 1	<b>80.26%</b> 183	228	2.73
Special Events (PMI-OC Annual Conference)	<b>4.48%</b> 10	<b>8.97%</b> 20	<b>21.08%</b> 47	<b>2.24%</b> 5	<b>2.24%</b> 5	<b>0.90%</b> 2	<b>60.09%</b> 134	223	2.79



**Q13 What factors discouraged you from attending chapter events? Select all that apply.**

Answered: 240 Skipped: 30



Answer Choices	Responses
Work/Personal Priorities	72.50% 174
Not Interested in Presentation Topic	30.83% 74
Event Location	15.00% 36
Event Day	17.50% 42
Event Time	20.42% 49
Currently unemployed but plan to attend more when I get a job	5.83% 14
Cost / Too Expensive	16.25% 39
Low/No Value	14.17% 34
Other (please specify)	13.75% 33
<b>Total Respondents: 240</b>	

**Q14 What types of industries would you like to learn more about ?**

Answered: 240 Skipped: 30

**Q15 What speaking topics would you like to see presented at PMI-OC events?**

Answered: 240 Skipped: 30

**Q16 What Project Management skills would you like to enhance?**

Answered: 240 Skipped: 30

**Q17 Are you interested in speaking at PMI-OC events? Or Do you know of someone?  
Please add name & contact info.**

Answered: 240 Skipped: 30

**Q18 Please tells us how the PMI-OC Chapter may better serve your needs.**

Answered: 240 Skipped: 30